

ATTN:Marvin Morgan
Report Printed:February 22, 2010



Live Report : METROMEDIA ENERGY, INC.

D-U-N-S® Number: 92-608-2306
Trade Names: No trade names for this company.
Endorsement/Billing Reference: MMorgan@mmenergy.com

D&B Address		Added to Portfolio: 12/08/2006	
Address	6 Industrial Way Ste F Eatontown,NJ - 07724	Location Type	Headquarters
Phone	732 542-7575	Web	www.metromediaenergy.com
Fax			

Company Summary

Score Bar

Commercial Credit Score Percentile	 43
PAYDEX®	70
Commercial Credit Score Class	3
Financial Stress Class	 4
Credit Limit - D&B Conservative	\$15,000.00
D&B Rating	1R3

D&B 3-month PAYDEX®

3-month D&B PAYDEX®: 67
 (Lowest Risk:100; Highest Risk:1)
 When weighted by dollar amount, Payments to suppliers average 18 Days Beyond Terms

D&B Company Overview

This is a headquarters location	
Branch(es) or Division(s) exist Y	
Chief Executive	LAURENCE MORRIS, CEO
Year Started	1995
Employees	40 (30 Here)
SIC	4924 , 4911
Line of business	Electric services
NAICS	221210
History Status	CLEAR

Commercial Credit Score Class

D&B PAYDEX®

D&B PAYDEX®: 70
 (Lowest Risk:100; Highest Risk:1)
 When weighted by dollar amount, Payments to suppliers average 15 days beyond terms

Public Filings

The following data includes both open and closed filings found in D&B's database on this company.

Record Type	Number of Records	Most Recent Filing Date
Bankruptcies	0	-
Judgments	0	-
Liens	26	01/10/09
Suits	0	-
UCC's	1	07/06/05

The public record items contained herein may have been paid, terminated, vacated or released prior to todays date.

Commercial Credit Score Class: 3
(Lowest Risk:1; Highest Risk:5)
Medium risk of severe payment delinquency over next 12 months.

Small Business Risk Insight

Corporate Linkage

Branches (Domestic)

Company	City , State	D-U-N-S® NUMBER
METROMEDIA ENERGY, INC.	LEWISTON , Maine	17-138-5656
METROMEDIA ENERGY, INC.	WESTBOROUGH , Massachusetts	60-198-6529

Predictive Scores

Credit Capacity Summary

This credit rating was assigned because of D&B's assessment of the company's creditworthiness. For more information, see the " [D&B Rating Key](#)".

D&B Rating : 1R3

The 1R and 2R ratings categories reflect company size based on the total number of employees for the business. They are assigned to business files that do not contain a current financial statement. In 1R and 2R Ratings, the 2, 3, or 4 creditworthiness indicator is based on analysis by D&B of public filings, trade payments, business age and other important factors. 2 is the highest Composite Credit Appraisal a company not supplying D&B with current financial information can receive.

Below is an overview of the company's rating history since 08-03-1995

D&B Rating	Date Applied
1R3	09-28-2004
--	08-03-1995

Number of employees: 1R indicates 10 or more employees

Composite credit appraisal: 3 is fair

Number of Employees Total: 40 (30 here)

Payment Activity: (based on 32 experiences)

Average High Credit:	\$4,350
Highest Credit:	\$25,000
Total Highest Credit:	\$126,450

D&B Credit Limit Recommendation

Conservative credit Limit	\$15,000
Aggressive credit Limit:	\$35,000


Risk category for this business : **MODERATE**

This recommended Credit Limit is based on the company profile and on profiles of other companies with similarities in size, industry, and credit usage. Risk is assessed using D&Bs scoring methodology and is one factor used to create the recommended limits. See Help for details.

Trade Payments

D&B PAYDEX®

The D&B PAYDEX is a unique, dollar weighted indicator of payment performance based on payment experiences as reported to D&B by trader references. Learn more about the D&B PAYDEX Score

Timeliness of historical payments for this company.		
Current PAYDEX is	70	Equal to 15 days beyond terms (Pays more slowly than the average for its industry of 5 days beyond terms)
Industry Median is	77	Equal to 5 days beyond terms
Payment Trend currently is		Unchanged, compared to payments three months ago

Indications of slowness can be the result of dispute over merchandise, skipped invoices etc. Accounts are sometimes placed for collection even though the existence or amount of the debt is disputed.

Total payment Experiences in D&Bs File (HQ)	32
Payments Within Terms (not dollar weighted)	84 %
Trade Experiences with Slow or Negative Payments(%)	14.06%
Total Placed For Collection	0
Average High Credit	\$4,350
Largest High Credit	\$25,000
Highest Now Owing	\$7,500
Highest Past Due	\$7,500

D& PAYDEX® : 70

(Lowest Risk:100; Highest Risk:1)
When weighted by dollar amount, payments to suppliers average 15 days beyond terms

3-Month D& PAYDEX® : 67

(Lowest Risk:100; Highest Risk:1)
Based on payments collected over last 3 months.

When weighted by dollar amount, payments to suppliers average 18 days beyond terms

D&B PAYDEX® Comparison

Current Year

PAYDEX® of this Business compared to the Primary Industry from each of the last four quarters. The Primary Industry is Electric services , based on SIC code 4924 .

Shows the trend in D&B PAYDEX scoring over the past 12 months.

	3/094/095/096/097/098/099/0910/0911/0912/091/102/10											
This Business	73	73	74	74	77	75	75	77	75	71	75	70
Industry Quartiles												
Upper	.	.	.	80	.	.	80	.	.	80	.	.
Median	.	.	.	77	.	.	77	.	.	77	.	.
Lower	.	.	.	70	.	.	70	.	.	70	.	.

- Current PAYDEX for this Business is 70 , or equal to 15 days beyond terms
- The 12-month high is 77 , or equal to 5 DAYS BEYOND terms
- The 12-month low is 70 , or equal to 15 DAYS BEYOND terms

Previous Year

Shows PAYDEX of this Business compared to the Primary Industry from each of the last four quarters. The Primary Industry is Electric services , based on SIC code 4924 .

Previous Year	03/08 06/08 09/08 12/08			
This Business	Q1'08	Q2'08	Q3'08	Q4'08
Industry Quartiles	72	74	72	72
Upper	80	80	80	80
Median	77	77	77	77
Lower	71	71	70	70

- Based on payments collected over the last 4 quarters.
- Current PAYDEX for this Business is 70 , or equal to 15 days beyond terms
 - The present industry median Score is 77 , or equal to 5 days beyond terms
 - Industry upper quartile represents the performance of the payers in the 75th percentile
 - Industry lower quartile represents the performance of the payers in the 25th percentile

Payment Habits

For all payment experiences within a given amount of credit extended, shows the percent that this Business paid within terms. Provides number of experiences to calculate the percentage, and the total credit value of the credit extended.

\$ Credit Extended	# Payment Experiences	\$ Total Dollar Amount	% of Payments Within Terms
Over 100,000	0	\$0	0%
50,000-100,000	0	\$0	0%
15,000-49,999	5	\$95,000	71%
5,000-14,999	0	\$0	0%

1,000-4,999	3	\$6,000	71%
Under 1,000	16	\$3,400	94%

Based on payments collected over last 12 months.
For all Payment experiences reflect how bills are met in relation to the terms granted. In some instances, payment beyond terms can be the result of disputes over merchandise, skipped invoices etc.

Payment Summary

There are 32 payment experience(s) in D&Bs file for the most recent 12 months, with 22 experience(s) reported during the last three month period.
The highest **Now Owes** on file is \$7,500 . The highest **Past Due** on file is \$7,500
Below is an overview of the company's dollar-weighted payments, segmented by its suppliers' primary industries:

	Total Rev'd (#)	Total Dollar Amts (\$)	Largest High Credit (\$)	Within Terms (%)	Days Slow <31 31-60 61-90 90> (%)			
Top Industries								
Whol office equipment	3	1,500	1,000	67	33	0	0	0
Misc business credit	3	650	500	92	8	0	0	0
Nonclassified	2	20,000	20,000	100	0	0	0	0
Misc equipment rental	2	15,250	15,000	100	0	0	0	0
Photocopying service	2	2,500	2,500	100	0	0	0	0
Air courier service	2	600	500	100	0	0	0	0
Telephone communictns	2	150	100	67	33	0	0	0
Information retrieval	1	25,000	25,000	100	0	0	0	0
Whol industrial suppl	1	20,000	20,000	0	50	0	50	0
Natural gas distrib	1	15,000	15,000	50	50	0	0	0
Whol nondurable goods	1	2,500	2,500	50	50	0	0	0
Whol furniture	1	500	500	100	0	0	0	0
Radiotelephone commun	1	250	250	100	0	0	0	0
Whol service paper	1	250	250	100	0	0	0	0
Ret mail-order house	1	100	100	100	0	0	0	0
Whol office supplies	1	100	100	0	100	0	0	0
Short-trm busn credit	1	50	50	100	0	0	0	0
Other payment categories								
Cash experiences	5	2,050	1,000					
Payment record unknown	1	20,000	20,000					
Unfavorable comments	0	0	0					
Placed for collections:								
With D&B	0	0	0					
Other	0	N/A	0					
Total in D&Bs file	32	126,450	25,000					

Accounts are sometimes placed for collection even though the existence or amount of the debt is disputed.
Indications of slowness can be result of dispute over merchandise, skipper invoices etc.

Detailed payment history for this company

Date Reported (mm/yy)	Paying Record	High Credit (\$)	Now Owes (\$)	Past Due (\$)	Selling Terms	Last Sale Within (month)
01/10	Ppt	15,000	500		Lease Agreemnt	
	Ppt	500	0		0N30	1 mo
	Ppt	250	0		0	6-12 mos
	Ppt	250	0		0	6-12 mos
	Ppt	100	0		N30	1 mo
	Ppt	50	50		0	1 mo
	Ppt	50	50		0	1 mo
	Ppt-Slow 30	15,000	7,500		100N30	1 mo
	Ppt-Slow 30	2,500	0		0	2-3 mos
	Ppt-Slow 30	1,000	100		0Lease Agreemnt	1 mo
	Ppt-Slow 30	100	50		0N30	1 mo
	Slow 30	100	0		0	6-12 mos
	Slow 30-90	20,000	7,500		7,500	
	(014)	20,000	0		0N30	1 mo
12/09	Ppt	20,000	0		0	1 mo
	Ppt	2,500	2,500			1 mo
	Ppt	250	0		0	4-5 mos
	Ppt	250	250		0	1 mo
	Ppt	0	0			2-3 mos
	(020) Cash own option .	100			Cash account	1 mo
	(021)	100			Cash account	1 mo
	(022)	100			Cash account	6-12 mos

07/09	Ppt	500	0	0	6-12 mos
	Ppt	100	0	0	6-12 mos
01/09	Ppt	250	0	0	6-12 mos
12/08	(026)	1,000		Cash account	1 mo
	(027)	750		Cash account	1 mo
08/08	Ppt	25,000	0	0	2-3 mos
	Ppt	500	500	0	1 mo
	Ppt	50	50	0	1 mo
	Ppt-Slow 30	100	0	0	6-12 mos
01/08	Ppt	0	0	0	1 mo

Payments Detail Key: ■ 30 or more days beyond terms

Payment experiences reflect how bills are met in relation to the terms granted. In some instances payment beyond terms can be the result of disputes over merchandise, skipped invoices etc. Each experience shown is from a separate supplier. Updated trade experiences replace those previously reported.

Public Filings

Summary

The following data includes both open and closed filings found in D&B's database on this company.

Record Type	# of Records	Most Recent Filing Date
Bankruptcy Proceedings	0	-
Judgments	0	-
Liens	26	01/10/09
Suits	0	-
UCCs	1	07/06/05

The following Public Filing data is for information purposes only and is not the official record. Certified copies can only be obtained from the official source.

Liens

A lien holder can file the same lien in more than one filing location. The appearance of multiple liens filed by the same lien holder against a debtor may be indicative of such an occurrence.

Amount	\$2,831
Status	Open
DOCKET NO.	09JG005373
Type	State Tax
Filed By	STATE OF OHIO
Against	METROMEDIA ENERGY INC.
Where Filed	FRANKLIN COUNTY COMMON PLEAS COURT, COLUMBUS, OH
Date Status Attained	01/10/09
Date Filed	01/10/09
Latest Info Received	02/24/09

Amount	\$3,552
Status	Open
DOCKET NO.	09JG005384
Type	State Tax
Filed By	STATE OF OHIO
Against	METROMEDIA ENERGY INC.
Where Filed	FRANKLIN COUNTY COMMON PLEAS COURT, COLUMBUS, OH
Date Status Attained	01/10/09
Date Filed	01/10/09
Latest Info Received	02/24/09

Amount	\$4,967
Status	Open
DOCKET NO.	09JG005385
Type	State Tax
Filed By	STATE OF OHIO
Against	METROMEDIA ENERGY INC.
Where Filed	FRANKLIN COUNTY COMMON PLEAS COURT, COLUMBUS, OH
Date Status Attained	01/10/09
Date Filed	01/10/09
Latest Info Received	02/24/09

Amount	\$4,684
Status	Open
DOCKET NO.	09JG005386
Type	State Tax

Filed By STATE OF OHIO
Against METROMEDIA ENERGY INC.
Where Filed FRANKLIN COUNTY COMMON PLEAS COURT, COLUMBUS, OH
Date Status Attained 01/10/09
Date Filed 01/10/09
Latest Info Received 02/24/09

Amount **\$3,545**
Status **Open**
DOCKET NO. 09JG005387
Type State Tax
Filed By STATE OF OHIO
Against METROMEDIA ENERGY INC.
Where Filed FRANKLIN COUNTY COMMON PLEAS COURT, COLUMBUS, OH
Date Status Attained 01/10/09
Date Filed 01/10/09
Latest Info Received 02/24/09

Amount **\$6,469**
Status **Open**
DOCKET NO. 08JG010754
Type State Tax
Filed By STATE OF OHIO
Against METROMEDIA ENERGY INC
Where Filed FRANKLIN COUNTY COMMON PLEAS COURT, COLUMBUS, OH
Date Status Attained 03/25/08
Date Filed 03/25/08
Latest Info Received 05/08/08

Amount **\$2,045**
Status **Open**
DOCKET NO. 2008JG 006016
Type State Tax
Filed By STATE OF OHIO
Against METROMEDIA ENERGY INC
Where Filed FRANKLIN COUNTY COMMON PLEAS COURT, COLUMBUS, OH
Date Status Attained 02/12/08
Date Filed 02/12/08
Latest Info Received 03/27/08

Amount **\$2,212**
Status **Open**
DOCKET NO. 2008JG 006017
Type State Tax
Filed By STATE OF OHIO
Against METROMEDIA ENERGY INC
Where Filed FRANKLIN COUNTY COMMON PLEAS COURT, COLUMBUS, OH
Date Status Attained 02/12/08
Date Filed 02/12/08
Latest Info Received 03/27/08

Amount **\$2,078**
Status **Open**
BOOK/PAGE 2007JG/028974
Type State Tax
Filed By STATE OF OHIO
Against METROMEDIA ENERGY INC
Where Filed FRANKLIN COUNTY COMMON PLEAS COURT, COLUMBUS, OH
Date Status Attained 10/29/07
Date Filed 10/29/07
Latest Info Received 01/09/08

Amount **\$2,498**
Status **Open**
BOOK/PAGE 2007JG/028975
Type State Tax
Filed By STATE OF OHIO
Against METROMEDIA ENERGY INC
Where Filed FRANKLIN COUNTY COMMON PLEAS COURT, COLUMBUS, OH
Date Status Attained 10/29/07
Date Filed 10/29/07
Latest Info Received 01/09/08

UCC Filings

Collateral Type	RIGHTS
Sec. Party Debtor	Original
Filing No.	ORANGE AND ROCKLAND UTILITIES, INC, SPRING VALLEY, NY
Filed With	METROMEDIA ENERGY, INC.
	23058620
	SECRETARY OF STATE/UCC DIVISION, TRENTON, NJ
Date Filed	2005-07-06
Latest Info Received	07/19/05

There may be additional suits, liens, or judgments in D&B's file on this company available in the U.S. Public Records Database, also covered under your PPP for D&Bi contract. If you would like more information on this database, please contact the Customer Resource Center at 1-800-234-3867. The public record items contained herein may have been paid, terminated, vacated or released prior to today's date.

History and Operations

Company Overview

Company Name:	METROMEDIA ENERGY, INC.
Street Address:	6 Industrial Way Ste F Eatontown , NJ 07724
Phone:	732 542-7575
URL:	http://www.metromediaenergy.com
History	Is clear
Present management control	15 years

History

The following information was reported: **11/16/2009**

Officer(s): LAURENCE MORRIS, CEO

DIRECTOR(S) : THE OFFICER(S)

The New Jersey Secretary of State's business registrations file showed that Metromedia Energy, Inc was registered as a corporation on May 27, 1999. Business started 1995 by Laurence Morris. 100% of capital stock is owned by Laurence Morris. LAURENCE MORRIS born 1962. 1995-present active here.

Operations

11/16/2009	Provides electric services, specializing in electric power broker (50%).
Description:	Terms are cash and Net 15 days. Sells to general public. Territory : Local.
	Nonseasonal.
Employees:	40 which includes officer(s). 30 employed here.
Facilities:	Rents 2,400 sq. ft. in a two story brick building.
Location:	Industrial section on well traveled street.
Branches:	Maintains branch locations at Lewiston, ME and Westborough, MA.

SIC & NAICS

SIC:
Based on information in our file, D& has assigned this company an extended 8-digit SIC. D&'s use of 8-digit SICs enables us to be more specific about a company's operations than if we use the standard 4-digit code.
The 4-digit SIC numbers link to the description on the Occupational Safety & Health Administration (OSHA) Web site. Links open in a new browser window.
4924 0100 Gas power broker
4911 9904 Electric power broker
NAICS:

221210 Natural Gas Distribution
221122 Electric Power Distribution

Financial Statements

Company Financial: D&B

D&B currently has no financial information on file for this company.
You can ask D&B to make a personalized request to this company on your behalf to obtain its latest financial information by clicking the Request Financial Statements button below.

Additional Financial Data

On November 16, 2009, attempts to contact the management of this business have been unsuccessful. Outside sources confirmed operation and location.

Request Financial Statements

Requested financials are provided by METROMEDIA ENERGY, INC. and are not DUNSRight certified.

Key Business Ratios

D & B has been unable to obtain sufficient financial information from this company to calculate business ratios. Our check of additional outside sources also found no information available on its financial performance.
To help you in this instance, ratios for other firms in the same industry are provided below to support your analysis of this business.

Based on this Number of Establishments

50

	Industry Norms Based On 50 Establishments		Industry Quartile
	This Business	Industry Median	
Profitability			
Return on Sales	UN	4.7	UN
Return on Net Worth	UN	11.2	UN
Short-Term Solvency			
Current Ratio	UN	1.2	UN
Quick Ratio	UN	0.6	UN
Efficiency			
Assets/Sales	UN	130.0	UN
Sales / Net Working Capital	UN	13.9	UN
Utilization			
Total Liabilities / Net Worth	UN	213.5	UN

UN = Unavailable

View Snapshots

View Snapshots

This information may not be reproduced in whole or in part by any means of reproduction.